





	21mm	21mm	43mm	43mm
				
Min. Target Size	D=6mm; L=12mm	D=6mm; L=12mm	D=9mm; L=18mm	D=9mm; L=18mm
Operating Voltage & Ripple	10-60 VDC (Ripple ≤ 10%)	10-30 VDC (Ripple ≤ 10%)	10-60 VDC (Ripple ≤ 10%)	10-30 VDC (Ripple ≤ 10%)
No Load Current	≤1.8mA	≤1.8mA	≤1.8mA	≤15mA
Max. Load Current	≤100mA	≤100mA	≤100mA	≤200mA
Leakage Current	≤1.2mA	≤1.8mA	≤1.2mA	≤10µA
Min. Load Current	3mA	-	3mA	-
Voltage Drop	<6V at 100mA	-	<6V at 100mA	≤1.5V at 200mA
Overload Trip Point	120-150mA	-	120-150mA	220-280mA
Switching Frequency	1KHz	2KHz	500 Hz	1.5 KHz
Surge Current			-	
Min. Time Between Objects			-	
Pulse Duration			-	
Switching Hysteresis			15%	
Repeat Accuracy			≤ 2% of rated operating distance	
Protection Category			IP67	
Operating Temperature			-25°C - +70°C	
Temperature Drift			±10% (sr)	
Reverse Polarity Protection	Yes	-		Yes
Short Circuit Protection	Yes	-		Yes
EMC			RFI>3V/m / EFT>1KV / ESD>4KV (contact)	
Shock / Vibration			IEC 60947-5-2, Part 7.4.1 & Part 7.4.2	
Housing Material				
Part Numbers				
DC 3 wire 10-30V NPN N.O.		RRP2-R2120N-A3U2		RRP2-R4320N-A3U2
DC 3 wire 10-30V NPN N.C.		RRP2-R2120N-B3U2		RRP2-R4320N-B3U2
DC 3 wire 10-30V PNP N.O.		RRP2-R2120P-A3U2		RRP2-R4320P-A3U2
DC 3 wire 10-30V PNP N.C.		RRP2-R2120P-B3U2		RRP2-R4320P-B3U2
DC 4 wire 10-30V Changeover NPN		RRP2-R2120N-S4U2		RRP2-R4320N-S4U2
DC 4 wire 10-30V Changeover PNP		RRP2-R2120P-S4U2		RRP2-R4320P-S4U2
DC 2 wire 10-60V N.O.	RRP2-R2120C-A2U2		RRP2-R4320C-A2U2	
DC 2 wire 10-60V N.C.	RRP2-R2120C-B2U2		RRP2-R4320C-B2U2	
AC 2 wire 20-250V N.O.				
AC 2 wire 20-250V N.C.				
Diagrams (units in mm)				
	