

SE4-Q SERIES
SAFETY CATEGORY 4 / BODY PROTECTION





SE4-Q Series


BODY PROTECTION
2, 3, or 4 Beam Models

- * Operating Distance up to 25m (82.02 feet)
- * 31mm X 32mm (1.22" X 1.25") Compact Profile
- * Auto / Manual / Reset Select
- * Optical Synchronizing

SELECTION & ORDERING INFORMATION TABLE

	Model	Beams	Protective Height	1st. Beam Installation Hgt.	
 <p>1 = TEST/START 5 = OUT 1 2 = +VDC 6 = OUT 2 3 = MUTING 1 7 = 0 V 4 = MUTING 2 8 = LAMP</p> <p>Use CV-A1-20-B-03 (3m) or CV-A1-20-B-10 (10m) Shielded Cable</p> <p>Receiver</p>	SE4-Q2-050-PP-W	2	543mm (21.37 in.)	400mm	 <p>1 = Brown +24 VDC 2 = Blue 0 V</p> <p>Use CV-A1-20-B-03 (3m) or CV-A1-20-B-10 (10m) Shielded Cable</p> <p>Emitter</p>
	SE4-Q3-080-PP-W	3	843mm (33.18 in.)	300mm	
	SE4-Q4-090-PP-W	4	943mm (37.13 in.)	300mm	
	SE4-Q4-120-PP-W	4	1243mm (48.93 in.)	300mm	

DIMENSIONS



Part #	L ¹	L ²
SE4-Q-050-PP-W	652	543
SE4-Q-080-PP-W	952	843
SE4-Q-090-PP-W	1052	943
SE4-Q120-PP-W	1352	1243

